



2021 USDA Colorado Agricultural Land Cash Rental Rates

Jenny Beiermann, Jeffrey E. Tranel, R. Brent Young¹

September 2021

Every year the USDA National Ag Statistics Service releases county level data for cash rental rates for irrigated cropland, non-irrigated cropland, and pastureland. Results of the NASS survey are available in map form (see Figures 1, 2, and 3 below) or [table](https://www.nass.usda.gov/Surveys/Guide%20to%20NASS%20Surveys/Cash%20Rents%20by%20County/) format (available online at <https://www.nass.usda.gov/Surveys/Guide to NASS Surveys/Cash Rents by County/>). The rates are based on survey data collected from Colorado agricultural producers from March through June. These rates represent an average of all rates reported for a county, including both recently negotiated rents, and rents that have not been updated. Therefore, these rental rates will not always represent the current market rate.

All values are measured and reported in dollars per acre. The colors on each map indicate different price ranges for cash rental rates paid. Counties shaded in white were those that were unpublished for the year. Aggregate data per region is available for those counties with an unpublished rate on the NASS Quick Stats database. If your county is unpublished, it may be published in a previous year's report. All previous reports are available on the CSU Extension Agricultural and Business Management (ABM) website: <https://abm.extension.colostate.edu/>. The rate growers are willing to pay in rent is

related to the land's income-earning potential. If commodity or livestock prices drop, rental rates tend to drop, also.

The highest cash rent paid in Colorado for irrigated cropland was in Saguache county at \$229.00 per acre; the lowest cash rent paid was in Archuleta county at \$27.50 per acre. See Figure 1 for all cash rental rates paid for irrigated cropland per Colorado county.

The range of cash rents paid for non-irrigated cropland was \$47.00 per acre in Phillips county to \$9.30 per acre in Costilla county. See Figure 2 for non-irrigated cropland cash rental rates paid per county in Colorado.

The highest cash rent paid for pastureland was in Yuma County at \$14.00 per acre, while the lowest cash rent paid was in Rio Blanco county at \$1.50 per acre. See Figure 3 for all cash rent paid for pastureland in Colorado by county.

¹ Beiermann, Tranel, and Young are Agricultural and Business Management Economists with Colorado State University Extension and faculty affiliates with the Department of Agricultural and Resource Economics. Dalsted is a Professor and Agricultural and Business Management Economist in Colorado State University's Department of Agricultural and Resource Economics and Extension. Beiermann can be contacted at jenny.beiermann@colostate.edu.

2021 Colorado Irrigated Cropland Cash Rent Paid Per Acre

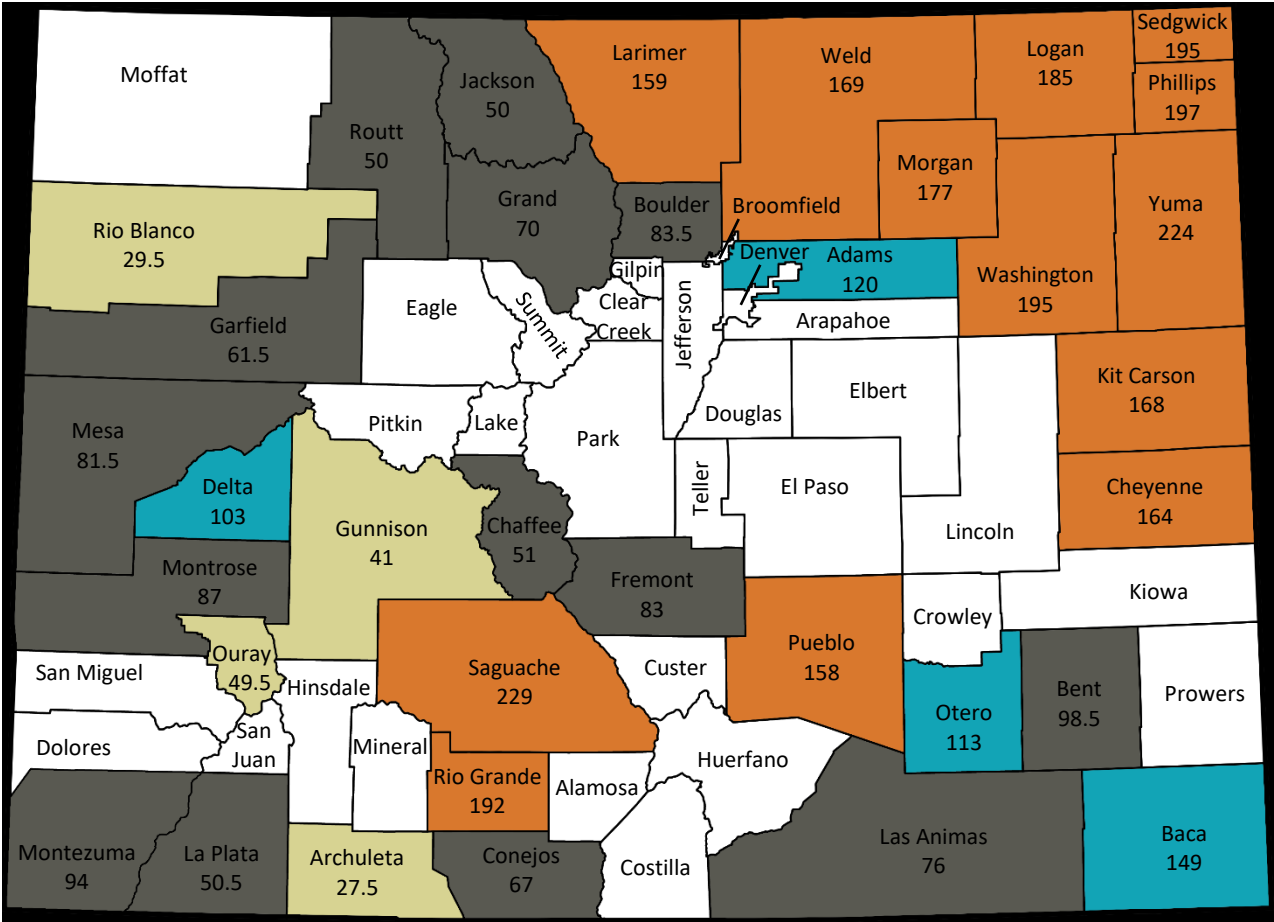



Figure 1. Colorado irrigated cropland cash rent paid per acre in 2021. (Source: 2021 USDA National Agricultural Statistics Service)



2021 Colorado Non-Irrigated Cropland Cash Rent Paid Per Acre

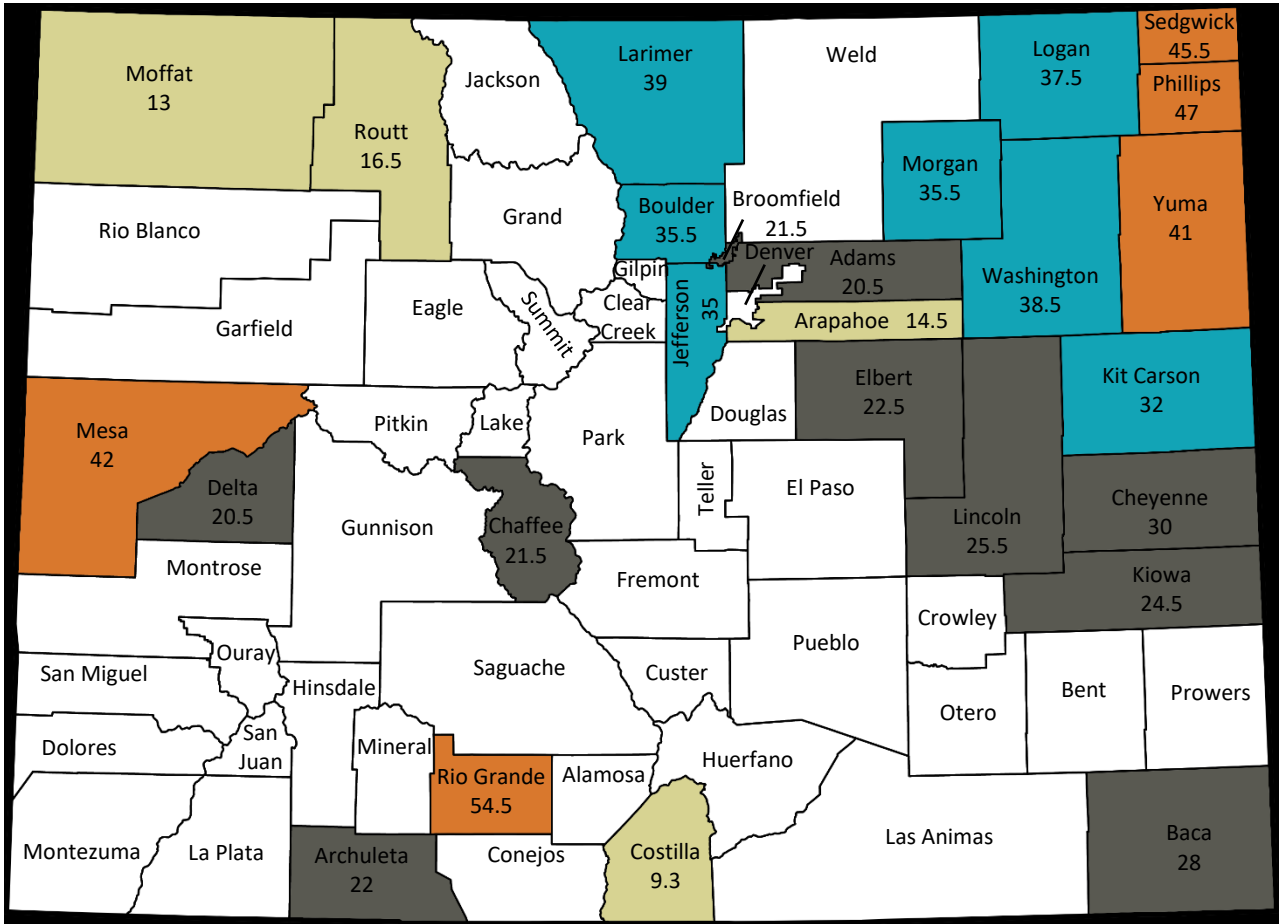



Figure 2. Colorado non-irrigated cropland cash rent paid per acre in 2021. (Source: 2021 USDA National Agricultural Statistics Service)



2021 Pastureland Cash Rent Paid Per Acre

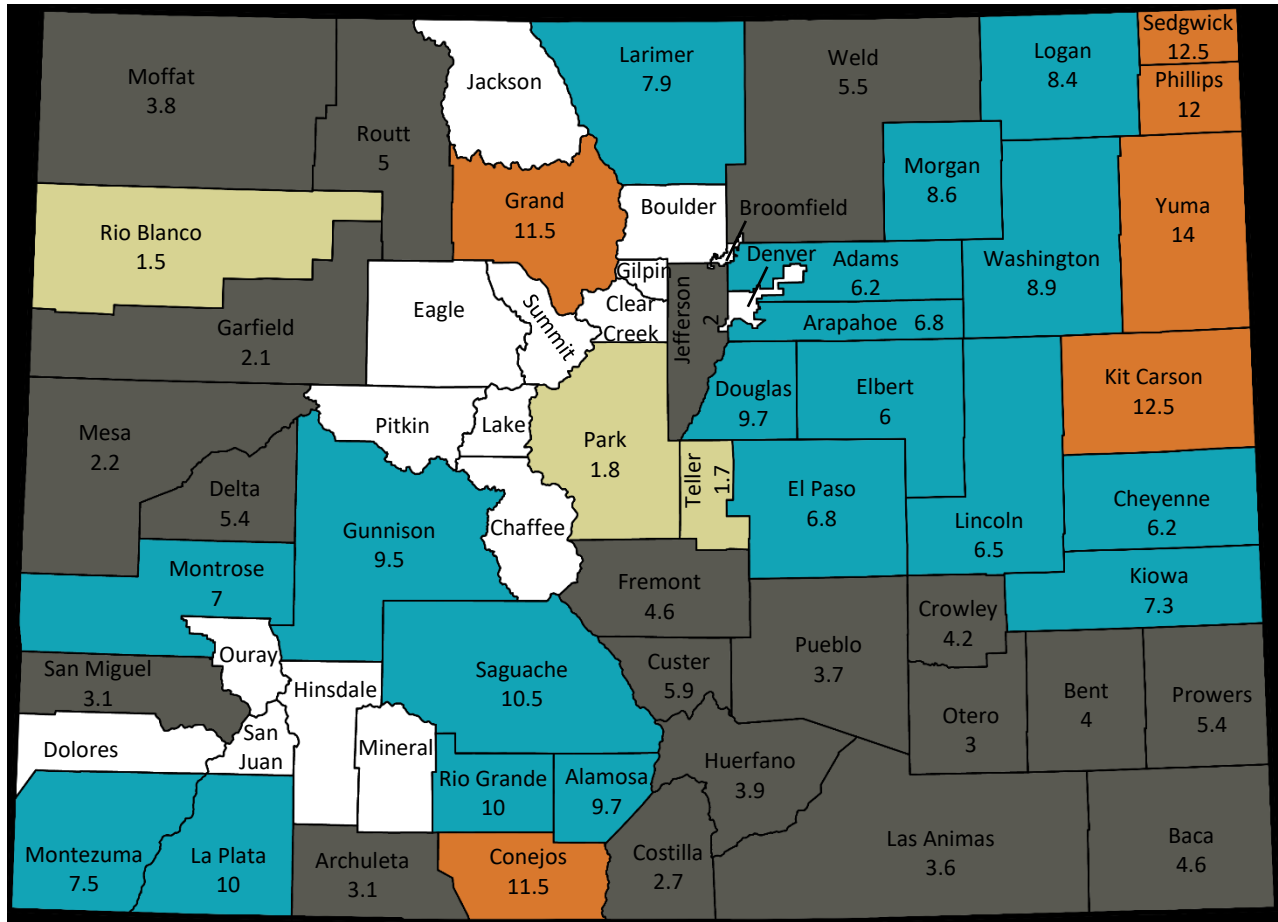


Figure 3. Colorado pastureland cash rent paid per acre in 2021. (Source: 2021 USDA National Agricultural Statistics Service)

